



Technical data

product description

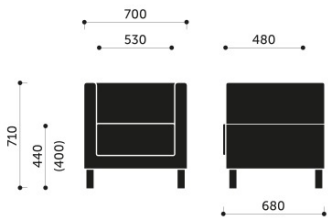
VL1 H - armchair, legs
 VL1 HW - armchair, legs, to be connected with partition walls
 VL1 V - armchair, cantilevers
 VL1 VW - armchair, cantilevers, to be connected with partition walls
 VL2 H - 2-seat sofa, legs
 VL2 HW - 2-seat sofa, legs, to be connected with partition walls
 VL2 V - 2-seat sofa, cantilevers
 VL2 VW - 2-seat sofa, cantilevers, to be connected with partition walls
 VL2,5 H - 2,5-seat sofa, legs
 VL2,5 HW - 2,5-seat sofa, legs, to be connected with partition walls
 VL2,5 V - 2,5-seat sofa, cantilevers
 VL2,5 VW - 2,5-seat sofa, cantilevers, to be connected with partition walls
 VL3 H - 3-seat sofa, legs
 VL3 HW - 3-seat sofa, legs, to be connected with partition walls
 VL3 V - 3-seat sofa, cantilevers
 VL3 VW - 3-seat sofa, cantilevers, to be connected with partition walls
 VL W1 - set of partition walls to be connected with armchair
 VL W2 - set of partition walls to be connected with 2-seater sofa
 VL W2,5 - set of partition walls to be connected with 2,5-seater sofa
 VL W3 - set of partition walls to be connected with 3-seater sofa
 VL 3 HW/VW
 VL SW - connecting wall to create U-shape set
 VL SW HA - wall, with TV handle

frame

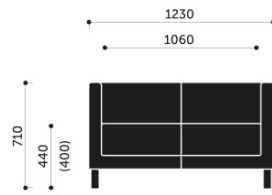
H version - 4-leg version. Metal tube with dimension 40x40 mm, height of leg - 130 mm
 V version - cantilever, thickness of frame - 6 mm, height cantilever - 130 mm, width of cantilever - 60 mm
 Variants:
 - metallic (powder coated)
 - shiny chrome (chrome)

	- beech wood - H5, H6, H7, H8, H11, H12
glides	H version: - standard - hard glides (for soft floors) - option - felt glides (for hard floors) V version: - standard - hard glides (for soft floors)
seat	Cut foam - density 35 kg/m3.
backrest / walls	backrest - cut foam - density 25 kg/m3 walls - cut foam - density 35 kg/m3
mediaports	Possibility of ordering products with mediaport (electrical outlet and USB port).
net weight	VL1 H - 23,5 kg VL1 V - 27,5 kg VL2 H - 32,0 kg VL2 V - 36,0 kg VL2,5 H - 36,0 kg VL2,5 V - 40,0 kg VL3 H - 42,5 kg VL3 V - 46,5 kg VL W1 - 18,0 kg VL W2 - 23,5 kg VL W2,5 - 25,0 kg VL W3 - 25,5 kg VL SW / VL SW HA - 20,0 kg
gross weight	VL1 H - 26,5 kg VL1 V - 30,5 kg VL2 H - 38,5 kg VL2 V - 42,5 kg VL2,5 H - 42,5 kg VL2,5 V - 46,5 kg VL3 H - 49,5 kg VL3 V - 53,5 kg VL W1 - 20,0 kg VL W2 - 28,0 kg VL W2,5 - 29,5 kg VL W3 - 31,0 kg VL SW / VL SW HA - 25,5 kg
additional information	Cushions with filling: - 300 x 300 mm - 400 x 400 mm Acceptable dimension of TV: max. diagonal of the screen - 40 inches, max. weight - 10 kg.

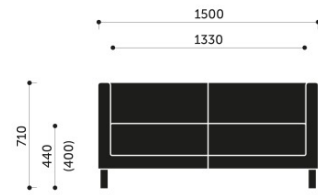
Dimensions



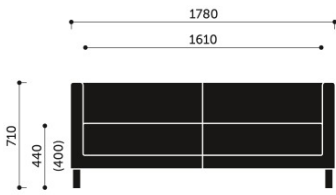
VL1 H / VL1 V



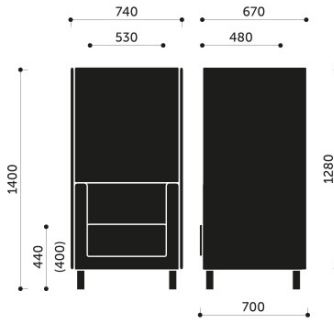
VL2 H / VL2 V



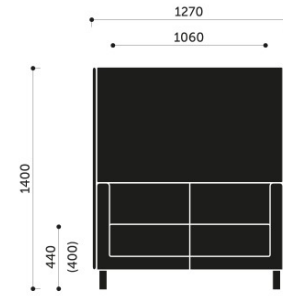
VL2,5 H / VL2,5 V



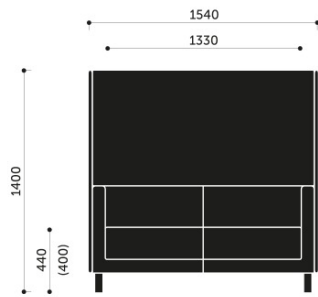
VL3 H / VL3 V



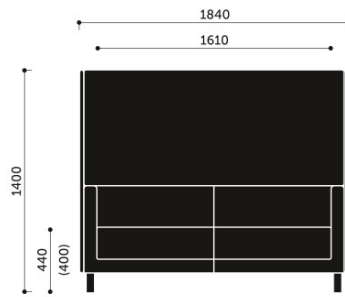
VL1 HW / VL1 VW + VL W1



VL2 HW / VL2 VW + VL W2



VL2,5 HW / VL2,5 VW + VL W2,5



VL3 HW / VL3 VW + VL W3



VL SW / VL SW HA